

F L O O R P L A N

Parkland

DUBAI HILLS ESTATE

Parkland

DUBAI HILLS ESTATE

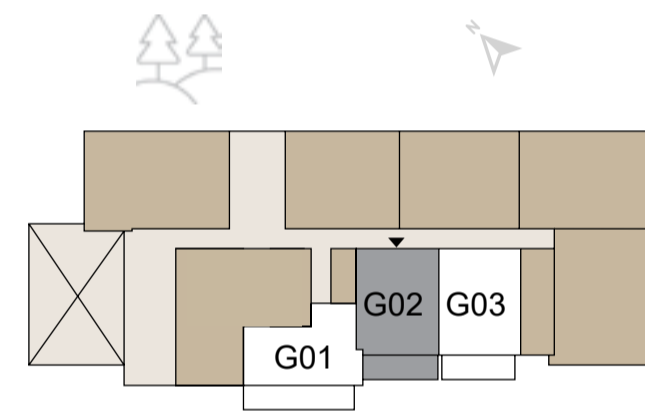
BUILDING A 1 BEDROOM TYPE 1

UNITS


A G02

SUITE AREA	695.46 SQ.FT	64.61 SQ.M
BALCONY AREA	188.69 SQ.FT	17.53 SQ.M
TOTAL AREA	884.15 SQ.FT	82.14 SQ.M

KEYPLAN



KEY SECTION



GROUND FLOOR



FLOOR PLAN 1. All dimensions are in imperial and metric, and measured from finish to finish excluding construction tolerances. 2. All materials, dimensions, and drawings are approximate only. 3. Information is subject to change without notice, at developer's absolute discretion. 4. Actual area may vary from the stated area. 5. Drawings not to scale. 6. All images used are for illustrative purposes only and do not represent the actual size, features, specifications, fittings, and furnishings. 7. The developer reserves the right to make revisions / alterations, at its absolute discretion, without any liability whatsoever.

Parkland

DUBAI HILLS ESTATE

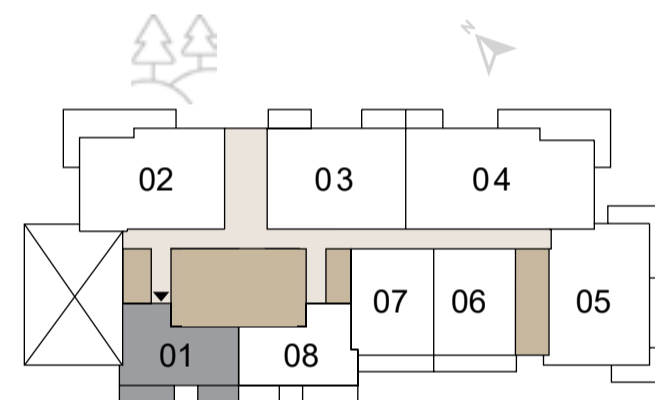
BUILDING A 1 BEDROOM TYPE 2

UNITS

A 101


SUITE AREA	620.54 SQ.FT	57.65 SQ.M
BALCONY AREA	126.48 SQ.FT	11.75 SQ.M
TOTAL AREA	747.02 SQ.FT	69.40 SQ.M

KEYPLAN



1ST FLOOR

KEY SECTION



1ST FLOOR



FLOOR PLAN 1. All dimensions are in imperial and metric, and measured from fin sh to fin sh excluding construction tolerances. 2. All materials, dimensions, and drawings are approximate only. 3. Information is subject to change without notice, at developer's absolute discretion. 4. Actual area may vary from the stated area. 5. Drawings not to scale. 6. All images used are for illustrative purposes only and do not represent the actual size, features, specifications, fittings, and furnishings. 7. The developer reserves the right to make revisions / alterations, at its absolute discretion, without any liability whatsoever.

Parkland

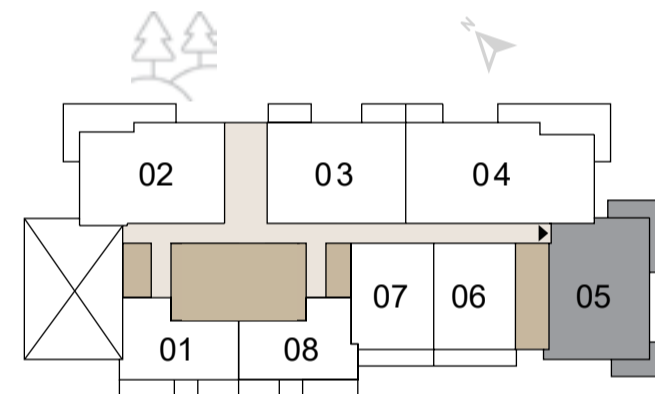
DUBAI HILLS ESTATE

BUILDING A 2BEDROOM TYPE 1


UNITS
A 105

SUITE AREA	1,084.79 SQ.FT	100.78 SQ.M
BALCONY AREA	256.40 SQ.FT	23.82 SQ.M
TOTAL AREA	1,341.18 SQ.FT	124.60 SQ.M

KEYPLAN



KEY SECTION



1ST FLOOR



FLOOR PLAN 1. All dimensions are in imperial and metric, and measured from fin sh to fin sh excluding construction tolerances. 2. All materials, dimensions, and drawings are approximate only. 3. Information is subject to change without notice, at developer's absolute discretion. 4. Actual area may vary from the stated area. 5. Drawings not to scale. 6. All images used are for illustrative purposes only and do not represent the actual size, features, specifications, fittings, and furnishings. 7. The developer reserves the right to make revisions / alterations, at its absolute discretion, without any liability whatsoever.

Parkland

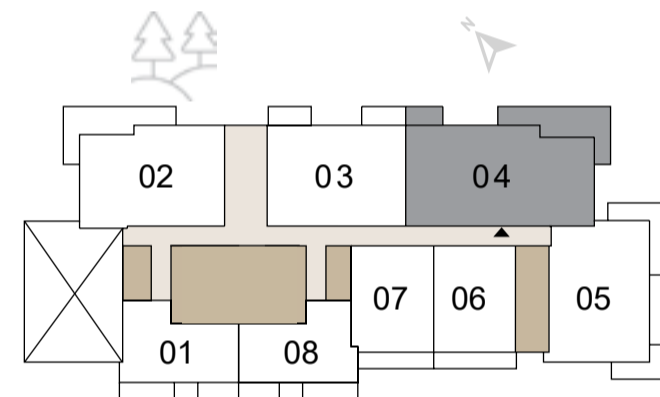
DUBAI HILLS ESTATE

BUILDING A 3BEDROOM TYPE 1

UNITS
A 104


SUITE AREA	1491.66 SQ.FT	138.58 SQ.M
BALCONY AREA	321.30 SQ.FT	29.85 SQ.M
TOTAL AREA	1812.97 SQ.FT	168.43 SQ.M

KEYPLAN



1ST FLOOR

KEY SECTION



1ST FLOOR



FLOOR PLAN 1. All dimensions are in imperial and metric, and measured from fin sh to fin sh excluding construction tolerances. 2. All materials, dimensions, and drawings are approximate only. 3. Information is subject to change without notice, at developer's absolute discretion. 4. Actual area may vary from the stated area. 5. Drawings not to scale. 6. All images used are for illustrative purposes only and do not represent the actual size, features, specifications, fittings, and furnishings. 7. The developer reserves the right to make revisions / alterations, at its absolute discretion, without any liability whatsoever.